



Simplicity
by CRESTWOOD







Contemporary | SELECTIONS


Contemporary refers to a modern aesthetic achieved through minimalist design. Clean and simple lines are the underlying philosophy for contemporary design. Sleek, streamlined surfaces that are highly functional are used.

Moldings and decorative pieces are rarely incorporated into contemporary design. Materials are usually acrylics, melamines, laminates, and metals. However, a slab wood veneer door creates a stunning contemporary look while adding warmth.

Contemporary | SELECTIONS



BELMONT 1
mdf door
painted maple-dove




METRO
veneer door
edgeband, then veneered
beech-natural



STUDIO
veneer door
veneered, then edgeband
cherry-majoram



BOULDER
paint maple-icing



OMAHA
walnut
natural flat



DENVER
rift white oak
bourbon



BELMONT
beech
baltic



BARCELONA
cherry
guinness

Metro Door
Qtr. Pangar Wenge







Transitional | SELECTIONS

Transitional design borrows elements from both contemporary and traditional while not going to the extreme in either direction. This fresh new look has streamlined surfaces that incorporate traditional ideas.

Intricate moldings and carvings are typically not found in transitional design, however, the use of wood keep it from looking too contemporary. Transitional design blends old with new giving it a timeless look.

Transitional | SELECTIONS



CROSBY
wood: cherry
finish: natural, satin



CANTON
wood: cherry
finish: natural, satin



FAIRFIELD
wood: qs white oak
finish: marjoram




HEARTLAND
wood: cherry
finish: bourbon



BURLINGTON
wood: paint maple
finish: icing



MAYFIELD
wood: cherry
finish: bailey




CRANBROOKE
wood: qs white oak
finish: bourbon




VILLA
wood: cherry
finish: hennessy




ASHMORE
wood: quartered sapele
finish: hennessy



JOHNSTON
wood: quartered sapele
finish: natural



EDISON
wood: quartered sapele
finish: natural satin



HOMESTEAD
wood: cherry
finish: natural



Westpoint Door
Square Inset
Paint Maple Dove

Transitional | SELECTIONS



GLENDALE
wood: cherry
finish: bailey



DAKOTA
wood: cherry
finish: natural, satin



SERENITY
wood: cherry
finish: bailey



CRANSTON
wood: cherry
finish: hennessy





CASSIDY
wood: k alder
finish: bourbon



ATHENA
wood: qs sapele
finish: hennessy



FREEMONT
wood: cherry
finish: sesame seed



ASPEN
wood: hickory
finish: bourbon



WARWICK
wood: hickory
finish: bailey



WESTPOINT
wood: qs sapele
finish: natural satin



Crosby Door
Beaded Inset
Paint Maple Icing


Transitional | SELECTIONS



ANDOVER
wood: cherry
finish: hennessy



CARMEL
wood: cherry
finish: natural satin




LAYTON
wood: rustic beech
finish: natural satin



CHATHAM
wood: k alder
finish: bailey




GRAYSON
wood: paint maple
finish: night sky



KINGSTON
wood: cherry
finish: carbon



LANSING
wood: walnut
finish: carbon



LATIMER
wood: rift white oak
finish: kahlua



CHARLESTON
wood: painted maple
finish: iceberg



Westpoint Door
Square Inset
Paint Maple Gauguin



Transitional | SELECTIONS



SHAKER
wood: cherry
finish: bourbon



MILFORD
wood: painted maple
finish: twilight



ALEXANDRIA
wood: painted maple
finish: icing



WINDEMERE
wood: beech
finish: shiraz



MERIDIAN
wood: beech
finish: bailey




LAWFORD
wood: cherry
finish: kahlua



SEVILLE
wood: quarter sawn white oak
finish: baltic



BENTON
wood: oak
finish: bourbon



SHERIDAN
wood: hickory
finish: sesame seed

Aurora Door Style
Bianca Ultra Gloss
and
Metro Door Style
Walnut with a Custom Finish



Transitional | SELECTIONS




HEARTLAND-MDF
wood: painted maple
finish: pebble



LAYTON-MDF
wood: painted maple
finish: iceberg



CRANBROOKE-MDF
wood: painted maple
finish: icing



FAIRFIELD-MDF
wood: painted maple
finish: iceberg





Traditional | SELECTIONS

Traditional design offers a combination of comfort and classic features. The focus is to create a warm, homey feel.

More ornate moldings and carvings are used as well as raised panel doors. Traditional design uses natural materials, such as wood and stone embracing the imperfections in each. Cabinets are often glazed and distressed to give them a time-worn look.

Perimeter Cabinets
Square Inset
Wakefield Door
Paint Maple Iceberg

Island
Square Inset
Wakefield Door
Cherry- Bailey

Traditional | SELECTIONS



BELLEVILLE
wood: paint maple
finish: pebble



BENNINGTON
wood: cherry
finish: marjoram



BERKLEY
wood: qs sapele
finish: bailey



SOMERSET
wood: painted maple
finish: fog



CAMILA
wood: cherry
finish: bailey



CEDAR CREST
wood: walnut
finish: bailey



COLONIAL
wood: knotty alder
finish: marjoram



HUNTINGTON
wood: knotty alder
finish: beryl

NOTE: Wood tones and colors shown in the brochure may vary slightly from actual finishes due to normal printing reproduction. Please see your Authorized Crestwood Dealer for actual samples.



BRECKENRIDGE
wood: cherry
finish: bailey



CRAWFORD
wood: qs white oak
finish: marjoram



WINCHESTER
wood: knotty alder
finish: bourbon

Roxbury Door
Paint Maple Gauquin





Perimeter Cabinets
Benton Door
Paint Maple Champagne
Island
Benton Door
Cherry-Bailey

Traditional | SELECTIONS



HIGHLAND
wood: qs sapele
finish: natural satin



JAMESTOWN
wood: walnut
finish: natural flat



LINDSEY
wood: knotty alder
finish: bourbon



PRESCOTT
wood: cherry
finish: marjoram



WAKEFIELD
wood: cherry
finish: hennessy



WELLINGTON
wood: knotty alder
finish: bailey



LANCASTER
wood: knotty alder
finish: majoram




MALIBU
wood: painted maple
finish: iceberg



MANHATTAN
wood: cherry
finish: natural



CHATEAU
wood: knotty alder
finish: bourbon



BRIDGEPORT
wood: cherry
finish: natural



BRADFORD
wood: cherry
finish: hennessy

Traditional SELECTIONS



PEMBROKE
wood: painted maple
finish: raven super matte



BRIARWOOD
wood: rift white oak
finish: natural satin



PRESIDENTIAL
wood: painted maple
finish: icing




CATALINA
wood: quarter sapele
finish: hennessy



BROADWAY
wood: knotty alder
finish: ebony



BROOKSIDE
wood: knotty alder
finish: sesame seed



EMERSON
wood: cherry
finish: majoram



FAIRWAY
wood: knotty alder
finish: natural, accent black



RIDGEWOOD
wood: cherry
finish: bailey with accent black



ROXBURY
wood: walnut
finish: natural flat



COTTAGE
wood: cherry
finish: basalt



BROOKVILLE
wood: cherry
finish: majoram

Traditional | SELECTIONS



MEREDITH
wood: painted maple
finish: icing



LINDSBORG
wood: cherry
finish: bourbon




PAWNEE
wood: painted maple
finish: tuxedo



Mayfield Door
Walnut, Bourbon Super Matte

Stain | SELECTIONS


Stains are sprayed over the surface and then wiped by hand to create deep, rich color and enhance the grain. Stained finishes are protected with Crestwood's Five-Star Evolution finish, a two part acrylic polyurethane chosen for its exceptional durability and beauty. Accent glaze in Mocha, Gray, Brown or Black is available on any stain finish.



CHERRY The heartwood of cherry varies from rich red to reddish brown and will darken with age and long-term exposure to light. Comparatively, the sapwood tends to be creamy white. The wood has a fine uniform straight grain, a smooth texture, and may naturally contain pith flecks, pin-hole knots and small gum pockets



MAPLE Color ranges from nearly white, to an off-white cream color, sometimes with a reddish or golden hue. It may contain fleck marks, as well as small amounts of mineral as naturally occurring characteristics. The wood has a close fine uniform texture and is generally straight-grained, but it can also exhibit "curly grain" or "birds-eye" figure.



BEECH & RUSTIC BEECH Is typically a pale cream color, sometimes with a pink or brown hue. Beech is very hard, heavy in weight with excellent shock resistance. Wood has a moderately tight, fine grain texture. Rustic beech may contain mineral streaks, gum spots, sap, and open and closed knots and does not affect veneered parts.

Stain | SELECTIONS





HICKORY & RUSTIC HICKORY The sapwood is white with subtle fine brown lines while the heartwood is pale to reddish brown and provides a wide contrast in color and grain. The grain tends to be fine, and is normally straight but can be wavy or irregular. Hickory is naturally hard and typically heavy compared to other hardwoods. Rustic Hickory may contain mineral streaks, gum spots, sap, and open and closed knots and does not affect veneered parts.



Fairfield Door
Beaded Inset
Paint Maple
Porch Swing


Stain | SELECTIONS



OAK hardwood is a high grade northern red oak. Red oak from the northeast is known for its beautiful texture and color. The wood has an open grain which varies from vertical to a sweeping arch pattern. Oak will vary in natural tints and shades of white, pink, grey, and green.

NOTE: Wood tones and colors shown in the brochure may vary slightly from actual finishes due to normal printing reproduction. Please see your Authorized Crestwood Dealer for actual samples.



Stain | SELECTIONS



QUARTER SAWN SAPELE hardwood is a high grade African Sapele. The wood grain is fine textured and quarter sawn. Quarter sawn surfaces can also exhibit a ribbon-stripe appearance. Sapele is medium to dark brown or reddish-brown. The wood can exhibit some sapwood in shades of white or yellow. Depending on the amount of exposure to light, the color in sapele will darken naturally in a very short period of time.



Stain | SELECTIONS





KNOTTY ALDER known for its light natural color, which is often brown or reddish in hue. It exhibits a uniform, straight grain and fine texture known for ease in staining. Knotty Alder will contain open and closed knots and affects both lumber and veneered parts.

Stain | SELECTIONS




RIFT WHITE OAK hardwood is a high grade northern white oak. Color can range from light brown to biscuit to light grey. The wood grain is open, but very fine. The fine grain is made by rift cutting. Rift cut produces a somewhat straight, combed grain in veneer and in solid wood. Flake (quartered look) can and will be in Rift cut White oak veneers and solid woods. Veneer is quarter slice and book match.



QUARTER SAWN WHITE OAK hardwood is a high grade northern white oak. The wood grain is open, but very fine. Heartwood is a light to medium brown, commonly with an olive cast. Nearly white to light brown sapwood is not always sharply demarcated from the heartwood. Quartersawn sections display prominent ray fleck patterns. Some wide grains will show up with the fine. The medullary rays may vary from small to large.

Stain | SELECTIONS




WALNUT hardwood can range from a lighter pale brown to a dark chocolate brown with darker brown streaks. Color can sometimes have a gray, purple, or reddish cast. Sapwood is pale yellow-gray to nearly white. Grain is usually straight, but can be irregular. Pin knots with small dark centers may be prevalent.



Wakefield Door
Paint Maple Linen

Statement | SELECTIONS

Statement finishes are created with layers of finish colors, glaze, and hand-distressing techniques to create realistic hand-rubbed and worn look. Glazing is an artistic technique and is intended to have a very inconsistent look. Build up in corners and profiles may range from heavy to nonexistent. We recommend viewing a sample door in the style you prefer to see the total effect of the glazing. Although we strive to reproduce a facsimile of the glazes, be aware that the finish process is an art form. A sample door is only a snapshot in time. Each artist will add his or her own flair, which will individualize every job.




NOTE: Wood tones and colors shown in the brochure may vary slightly from actual finishes due to normal printing reproduction. Please see your Authorized Crestwood Dealer for actual samples.

Perimeter
Heartland Door
Walnut- Bourbon

Island
Heartland Door
Paint Maple Pebble


Paint/Glaze | SELECTIONS

Glaze is applied over the paint. The glazing processes are not applied to the backside of doors or drawer fronts. Glazes are intended to have a very inconsistent appearance. Build up in corners and profiles may range from heavy to nonexistent. Brush marks may lap at wood joints. We recommend viewing a sample door in the style you prefer to see the total effect of the glazing. Although we strive to reproduce a facsimile of the glazes, be aware the the finish process is an art form. A sample door is only a snapshot in time. Each artist will add his or her own flair, which will individualize every job.




Paint | SELECTIONS


Paint colors are obtained by applying a two-component (2K) Italian polyurethane system on "paintable" species; see Crestwood's Five-Star Evolution Finish. 2K polyurethane is even more durable than conversion varnish. According to the Architectural Woodwork Institute, it is more wear, heat, solvent, moisture, and stain resistant.



Paint | SELECTIONS



NEW PAINT COLORS




NOTE: Wood tones and colors shown in the brochure may vary slightly from actual finishes due to normal printing reproduction. Please see your Authorized Crestwood Dealer for actual samples.

Super Matte | SELECTIONS

The continuous research for high-performance products that fit current designs and trends of Zero Gloss has led Crestwood to introduce a new super matte product that shares the same technical and aesthetic characteristics of our current products. Crestwood's new Super Matte has a nice velvet feel while maintaining superior mechanical and chemical resistance properties that have become a standard on our finish offerings. Super Matte can be characterized by four bullet points

1. Zero Gloss Opacity
2. Exceptional scratch resistance
3. Exceptional chemical resistance
4. Exceptional softness to the touch



NOTE: Wood tones and colors shown in the brochure may vary slightly from actual finishes due to normal printing reproduction. Please see your Authorized Crestwood Dealer for actual samples.



Chatham Door
Paint Maple Custom Color Match

Crestwood's 5-Star Evolution Finish


- ★ Superior mar, water, solvent and household chemical resistance
- ★ Superior impact resistance
- ★ Formaldehyde-free
- ★ Low in HAP's and VOC's
- ★ More flexible to show less cracking from wood expansion and contraction

Reconstituted Veneer | SELECTIONS


Reconstituted veneers are cut from "A" grade Obeche, Koto, or Poplar logs. Reconstituted veneers are dyed with a computerized water soluble process assuring duplication of color and pressed into blocks which are then sliced into amazingly realistic, real wood veneers. The advantage of reconstituted veneers is their consistency in color and grain.

Veneers are available in Natural Satin or Natural Flat finish on Studio and Metro door styles. Standard with vertical grain, optional horizontal grain or matching vertical grain available.


QTR Pangar Wenge




QTR Walnut




QTR Black Ebony




Rift White Oak




QTR Ceylon Rosewood



QTR Cherry




QTR Zebrawood




QTR Whitewash Oak



Ebony Andaman



Flat Cut Walnut



Fumed Oak






Studio Door
Qtr. European Walnut

QTR Wenge



QTR Classic Mahogany




QTR Mahogany




QTR Maple




QTR European Walnut




QTR Gold Teak




QTR Gray Oak



QTR Macassar Ebony



Plank Boardwalk Oak



Plank Ivory Oak



Plank Silver Gray Oak



QTR Beechwood Gray



NOTE: Wood tones and colors shown in the brochure may vary slightly from actual finishes due to normal printing reproduction. Please see your Authorized Crestwood Dealer for actual samples.

Distressing | OPTIONS



DISTRESSED
KNIFE CUTS
WORM HOLES



HEAVY DISTRESSED



VINTAGE



OLD WORLD




RENAISSANCE



Construction | OPTIONS

DRAWER BOX

Available in 5/8" Solid Wood, dovetailed upgraded drawer available in a Walnut or Maple, dovetailed drawer, Blum® Legrabox or Blum® Tandem Box



DRAWER FRONT

Available in five-piece on most door styles



Simplicity is available in Frameless or Face Frame construction.

Frameless construction is standard with $\frac{3}{4}$ " Columbia Forest Products Purebond maple plywood and $\frac{3}{4}$ " plywood shelves. Crestwood also offers a maple melamine interior, at no charge. All melamine construction is $\frac{3}{4}$ " with $\frac{3}{4}$ " melamine shelves.

Face Frame construction is standard with $\frac{1}{2}$ " Columbia Forest Products Purebond maple plywood and $\frac{3}{4}$ " plywood shelves. Finished ends are $\frac{3}{4}$ " plywood. Standard overlay is concealed signature overlay with options for Inset and Beaded Inset.

Drawer slides are full extension soft close Blum tandem slide. Hinges are Blum and include soft close.

FOUNDED IN 1969, CRESTWOOD IS A SECOND-GENERATION FAMILY BUSINESS. THE COMPANY BEGAN AS A SMALL CABINET SHOP SERVING THE LOCAL MARKET, AND TODAY IS A FULLY INTEGRATED MANUFACTURER. CRESTWOOD CURRENTLY CONSISTS OF A 300,00 SQUARE FOOT STATE OF THE ART PRODUCTION FACILITY, WHICH ACCOMMODATES ALMOST 200 SKILLED EMPLOYEES, CREATING ONE OF THE COUNTRY'S MOST MODERN WOODWORKING FACILITIES.

CRESTWOOD BUILDS CABINETS THAT REPRESENT THE HIGHEST STANDARDS OF "GREEN DESIGN", ACHIEVING BEAUTIFUL FINISHES WITHOUT COMPROMISING THE AIR QUALITY OF YOUR HOME, AND USING ONLY LOW-EMITTING ADHESIVES AND SEALANTS, PAINTS AND COATINGS, AND "GREEN" WOODS.





C R E S T W O O D

Salina, KS 67401
601 E. Water Well Rd.
800.235.2618 785.827.0317
www.crestwood-inc.com